

Disable Ad Blocker Extensions for PDC Applications

If you have an ad blocker extension enabled, you may experience problems opening file and text products. If you run into this problem, please disable the ad blocker for our webpages. Below are some steps that explain how to disable the three most common ad blockers, AdBlock, Adblock Plus, and uBlock, for our application.

AdBlock

1. Click the AdBlock icon in the browser



2. Click "Don't run on pages on this domain" option



3. Move the "Site" slider to the right, the text will change to "*.pdc.org/*", click the "Exclude" button.



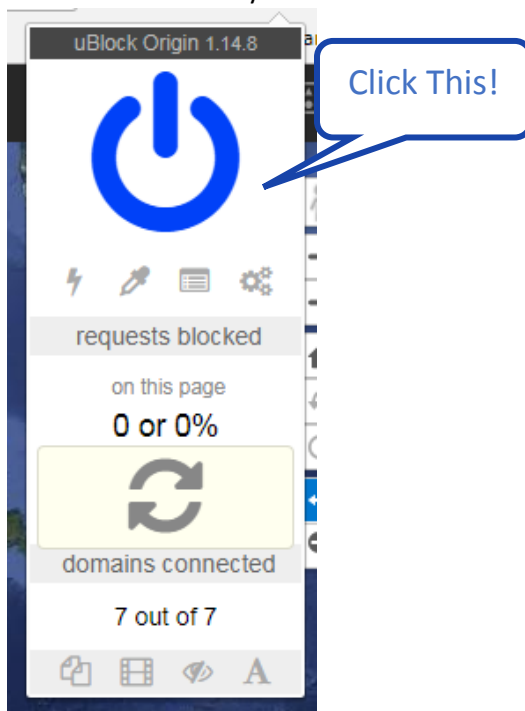
4. The page will reload and pdc.org will no longer be blocked.

uBlock

1. Click on the uBlock icon in the browser.



2. Click on the Power symbol



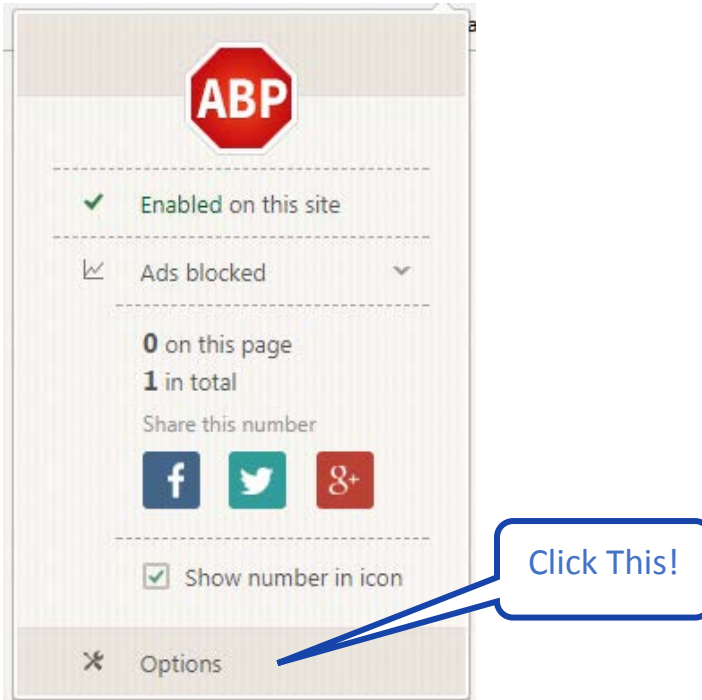
3. The page will no longer be blocked.

Adblock Plus

1. Click on the Adblock Plus icon in the browser.

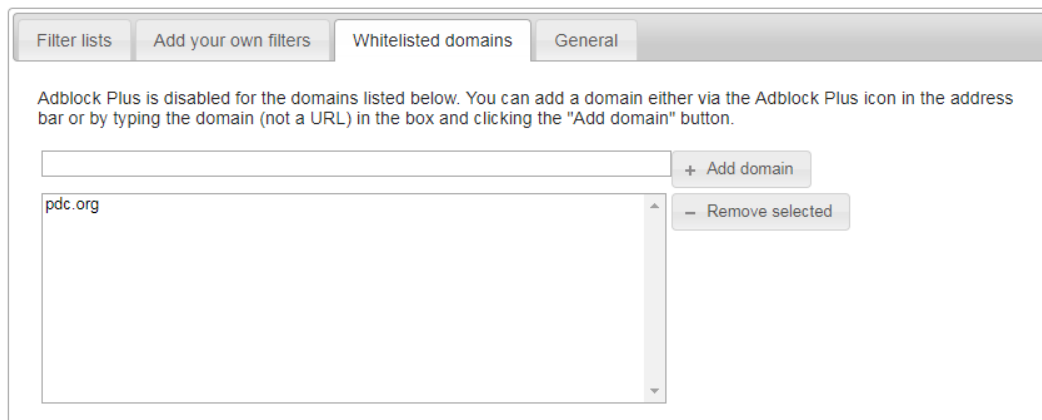


2. Click on *Options*.



3. Go to the *Whitelisted domains* tab and type "pdc.org" in the entry field. Then click + *Add domain*.

Adblock Plus Options



4. The page will no longer be blocked.